

Together We Educate Del Valle



Letter to the Community

Central Texas is at a critical juncture. Despite our booming economy, a wide gap exists between available jobs and local workforce talent. Approximately 50% of our current job openings require a bachelor's degree, 12% require an associate degree and 85% of our unemployed lack either.¹ Over the last decade, nearly 100,000 Central Texas students, a majority of our high school graduates, directly enrolled in college. Our direct-to-college enrollment rates increased by ten percentage points between 2003 and 2008, but leveled off at 60% over the last five years and now sits below the national average.²

When Central Texans lack the skills and education to participate in the economy, the health and prosperity of our community is threatened.

As Chair of the Chamber's 2015 Education Progress Report Taskforce, I believe we can work together as a community to close this opportunity gap. Our progress reports now unite 11 school districts, 11 regional chambers and dozens of business leaders to track regional challenges, successes and identify ways to improve student educational and

¹ U.S. Bureau of Labor Statistics, College Enrollment and Work Activity of 2013 High School Graduates, April 2014

career opportunities. These school districts and partners have worked to improve college readiness rates from 47% in 2007, to 64% in 2013.³ In partnership with Central Texas school districts, the Greater Austin Chamber of Commerce has also set a 70% regional direct-to-college enrollment goal for 2015, to ensure our students are prepared for college and 21st century careers.

So, to all of you who are engaged in this collective work—whether as educators, business and non-profit leaders or activists, thank you. Educating a child takes a community, and I am so proud to live in a community that comes together to put kids first.

Thank you,

A handwritten signature in black ink that reads "Dawn Jones". The signature is written in a cursive, flowing style.


Dawn Jones

External Affairs Manager, Intel

Education Progress Report Taskforce Chair

² The Conference Board Help Wanted OnLine® (HWOL) and Travis County Workforce Board. Texas Higher Education Coordinating Board, High School to College Linkages 2002-2013, and The University of Texas at Austin, Ray Marshall Center and National Student Clearinghouse Higher Education Enrollment Outcomes for Central Texas High School Graduates 2009-2014.

³ Texas Academic Performance Reports and Academic Excellence Indicator System 2007-2013



A Snapshot of Del Valle ISD

Del Valle Independent School District (DVISD) is a rapidly growing school district in Southeast Travis County serving communities in Austin, Garfield, Creedmoor, Mustang Ridge, Elroy, Pilot Knob, Webberville, and Hornsby Bend. Since 2002, DVISD enrollment has increased from approximately 7,200 to 11,611 students.

11,611

Students

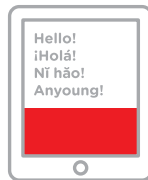
86%

Economically
Disadvantaged










33%

English Language
Learners



Demographic summary

-  Hispanic: 82%
-  African-American: 10%
-  Caucasian: 6%
-  Two or more races: 1%
-  Asian: 0.6%
-  American Indian: 0.3%
-  Pacific Islander: 0.1%



1,571

Employees



\$1.47

2013–2014 Tax Rate
(\$ per \$100 valuation)

\$48.6K

Average Teacher Annual
Salary

\$91M

Operations Budget

7.9

Average Teacher Years of
Experience

DVISD employs a zero-based budgeting process to identify district needs and determine budget priorities. DVISD also strategically uses Federal and State funds to supplement needs-based activities that support goals identified in district and campus improvement plans. These processes help DVISD maintain a healthy fund balance for launching initiatives in the district's strategic plan.

What Share of DVISD Students Directly Enroll in Higher Education?

While DVISD direct-to-college enrollment rates declined for 2013, district initiatives yielded a 12 percentage point increase in direct-to-college enrollment rates for low-income students between 2008 and 2012 (40% to 52%).⁴ Committed to advancing opportunities for all students, DVISD:

- Offers high school-to-college transition courses and funds a college/career counselor to help students apply for college, research college options, complete financial aid forms, search for scholarships and secure internships (resulting in a 92% ApplyTexas college application and a 46% financial aid completion rate in 2013-2014);⁵
- Partners with College Forward to provide college exam preparation and transition support to first-generation, low-income students; and
- Offered extended summer college transition support for graduates (resulting in a 10 percentage point improvement in direct to college enrollment) for first generation low-income students who received support in 2013 and 2014.⁶

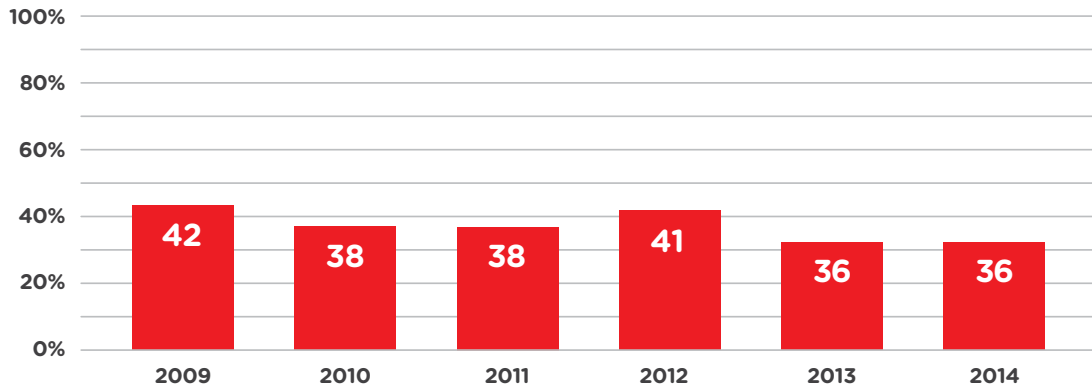
⁴ UTRMC Trends in Low-income Enrollment for 2013

⁵ U.S. Department of Education FAFSA Filing Data and THECB ApplyTexas Filing Report 2014

⁶ UTRMC: Outcomes and Impact Estimates for the Summer Melt Program in Central Texas, April 2014

Percentage of Graduates Who Directly Enroll in Higher Education

Percentage of high school graduates who enrolled in community college or four-year, degree-granting institutions, in Texas or outside of the state, for the first time no later than the fall following graduation.

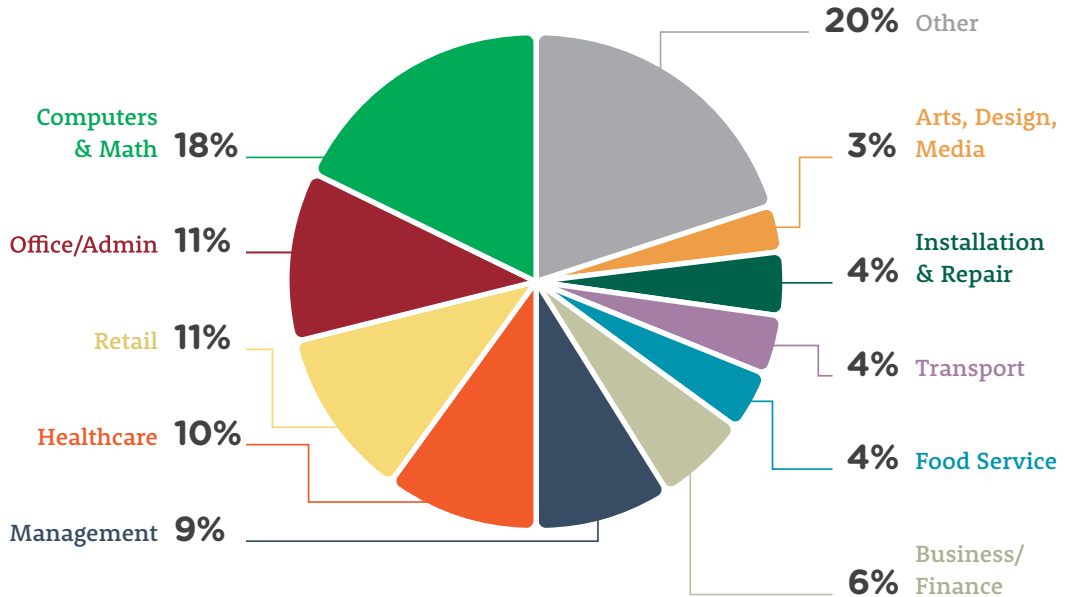



 College enrollment rates have remained largely flat since 2009.

How Do DVISD Student Career Interests Align with Job Market Demand?

Central Texas has 44,000 job openings and 41,000 unemployed residents.⁶ Focused on ensuring all graduates possess prerequisite skills to pursue 21st century careers, DVISD continuously monitors employment trends and encourages courses that excite and engage students. The district has added fundamentals of computer science as a course offering and partners with the University of Texas to provide computer science training to elementary, middle, and high school teachers to support implementation of computer-science-based activities. DVISD also implemented Project Lead the Way (PLTW) programs in biotechnology, engineering, and aerospace engineering. Currently 376 DVISD students are enrolled in PLTW courses leading to a STEM endorsement. DVISD also offers graphic design, audio video production, computer science, and health science courses.

Top 10 Current Job Openings in Central Texas



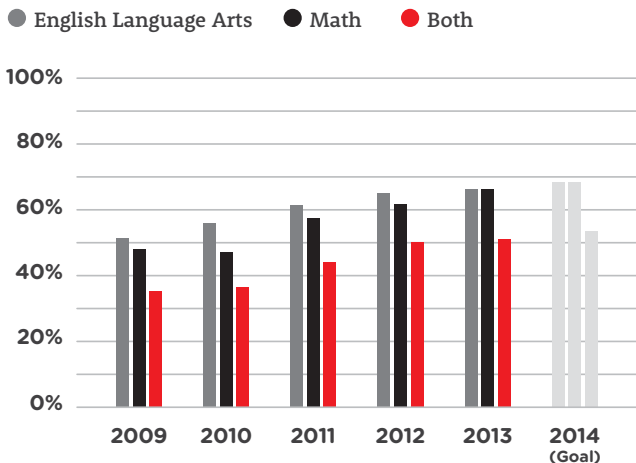
A grayscale background image of a chemistry laboratory. Several students are visible, wearing safety goggles and working with glassware like flasks and beakers on a lab bench. The scene is brightly lit, suggesting a classroom or lab environment.

In order to reach DVISD's goal of enrolling 70% of our students in higher education, we are focusing on

3 primary goals.

Bolster Student College and Career Readiness

Percentage of high school graduates who met the state college and career readiness standard in:




Achieving a 16% increase in college and career readiness rates between 2009 and 2013, DVISD supports continuous improvement by providing:

- Free SAT and ACT preparation support
- Free PSAT practice exams
- Financial assistance for Advanced Placement Exams
- Free academic tutoring

Increase Student Participation in College Prep Activities

To increase student involvement in college-going activities, DVISD:


- Provides counselor support and partners with higher education, College Access, community organizations and the Austin Chamber to support and track college applications, FAFSA completion, and plan events to improve college enrollment;
- Offers SAT/ACT and Texas Success Initiative support to ensure students graduate college/career ready.



79%

**Aspire to
Attend College**

53% of those enrolled.




92%

**Applied via
ApplyTexas**

47% of those enrolled.


The University of Texas Ray Marshall Center Has Identified Six Activities That Increase the Likelihood That a Student Will Directly Enroll in Higher Education.



52%

Attended a College Fair

54% of those enrolled.



19%

Took SAT/ACT Prep Course(s)

52% of those enrolled.



64%

Met with a Counselor

52% of those enrolled.



20%

Thought Financial Aid Process was Easy

60% of those enrolled.



31%

Plan to Use Loans

59% of those enrolled.



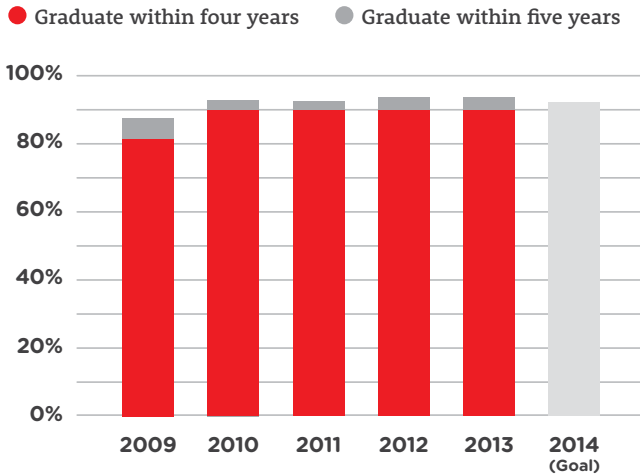
46%

Completed FAFSA

60% of those enrolled.

Continue to Improve High School Graduation Rates

Percentage of students who graduate within four or five years:



DVISD funds extended intervention and enrichment learning opportunities for students.

The District also collaborates with and matches funding for Communities in Schools (CIS) so that extra support is available to students and their families.

A grayscale background image of a graduation ceremony. Numerous graduates in black gowns and caps are visible, with many throwing their caps into the air. The scene is filled with a sense of celebration and achievement.

**If we accomplish these goals,
DVISD will prepare students
for higher education and**

**21st-century
careers.**

Recommendations

Direct to College Enrollment

Provide year-round support to college-bound seniors

- Applaud DVISD for extending senior support for direct-to-college enrollment between June and August.

Job Market/Career Aspirations

Expose students to high-demand careers

- Advise DVISD to continue targeting high-demand careers, like computer sciences, that regionally have low student interest.

College or Career Ready

Prepare students for the rigors of higher education

- Assess non-college and career ready juniors/seniors and enroll them in a course which prepares them to graduate college and career ready.
- Expand access to & affordability of college readiness exams
- Encourage DVISD to provide more on-site testing for the SAT, ACT, and TSI to reduce the barriers to test completion.⁷

⁷ Passage of the TSI college readiness test allows students to enroll in credit bearing college level courses for dual enrollment and after high school graduation

- Congratulate DVISD for offering free a SAT and ACT prep program, allowing all students the opportunity to prepare for college entrance exams.

College Prep Activities

Ensure that cost is less of a barrier to college enrollment

- Ensure half of seniors submit the FAFSA before end of March to maximize student chances to receive aid.
- Use technology resources to target FAFSA, ApplyTexas, and College Career Readiness support to improve timely resolution of college enrollment requirements.

- Make college enrollment a core district priority
- Actively promote student participation in influential college prep activities (see page 10, 11).
- Set and achieve an 80% participation rate on the Ray Marshall Center Student Survey to collect data for amplifying program outcomes.

4/5 Year Graduation

Maintain focus on outcomes during assessment transitions

- Continue to monitor individual End of Course STARR results to support on-time graduation.

Acknowledgments

Taskforce Chair

Dawn Jones

Intel

Del Valle ISD

Superintendent
Dr. Kelly K. Crook

Dr. Priscilla Canales

Austin Chamber Staff

Michael W.
Rollins, CCE

Drew Scheberle

Gilbert Zavala

Isabel Shelton

Del Valle Business Volunteers

Dan Jensen
InovaLabs

Randy Blair
Spansion

Shaun Cranston
Brookfield Residential

Get to Know Del Valle ISD

Get to Know Del Valle ISD

dvisd.net

Volunteer or Mentor

Become a volunteer or mentor customized to your schedule:

Del Valle ISD

Adopt-A-School Program

(512) 386-3072

Donate

Become an adopter of a campus or the District:

delvalle.tx.schoolwebpages.com/adoptaschool

Del Valle ISD

Adopt-A-School Program

5301 Ross Road

Del Valle, TX 78617



www.austinchamber.com/edureports



Austin Chamber of Commerce
535 East 5th Street
Austin, Texas 78701

PRSR STD
US POSTAGE
PAID
PERMIT NO. 579
AUSTIN, TX