



2007 Austin Community College Progress Report

Forum sponsored by:



October 19, 2007



Barry Mayer,
President, Tokyo Electron US Holdings

Co-chair 2007 Austin Chamber Task Force on
ACC Progress Report



Task Force Purpose

To establish and communicate institutional and performance measures for Austin Community College of greatest interest to the Austin business community

2007 Task Force



Co-Chairs

Barry Mayer, President, Tokyo Electron US Holdings
Dave Claunch, President, Liaison Resources

Task Force Membership

Joel Stone, VP, SpawGlass Contractors
Matt DeFerranti, Atty, Bovey & Boroquez
Eliseo Elizondo, Regional Commodity Mgr, Freescale
Howard Falkenberg, Staats Falkenberg
Ronnie Jones, Atty
A.J. Josefowitz, HR Mgr, 3M
John McGimsey, Director of Sales, Lone Star Supplies
Susan Patton, VP, Austin Regional Clinic
Larry Polizzotto, Investor Relations, Dell
Randy Stone, VP, St. David's HealthCare

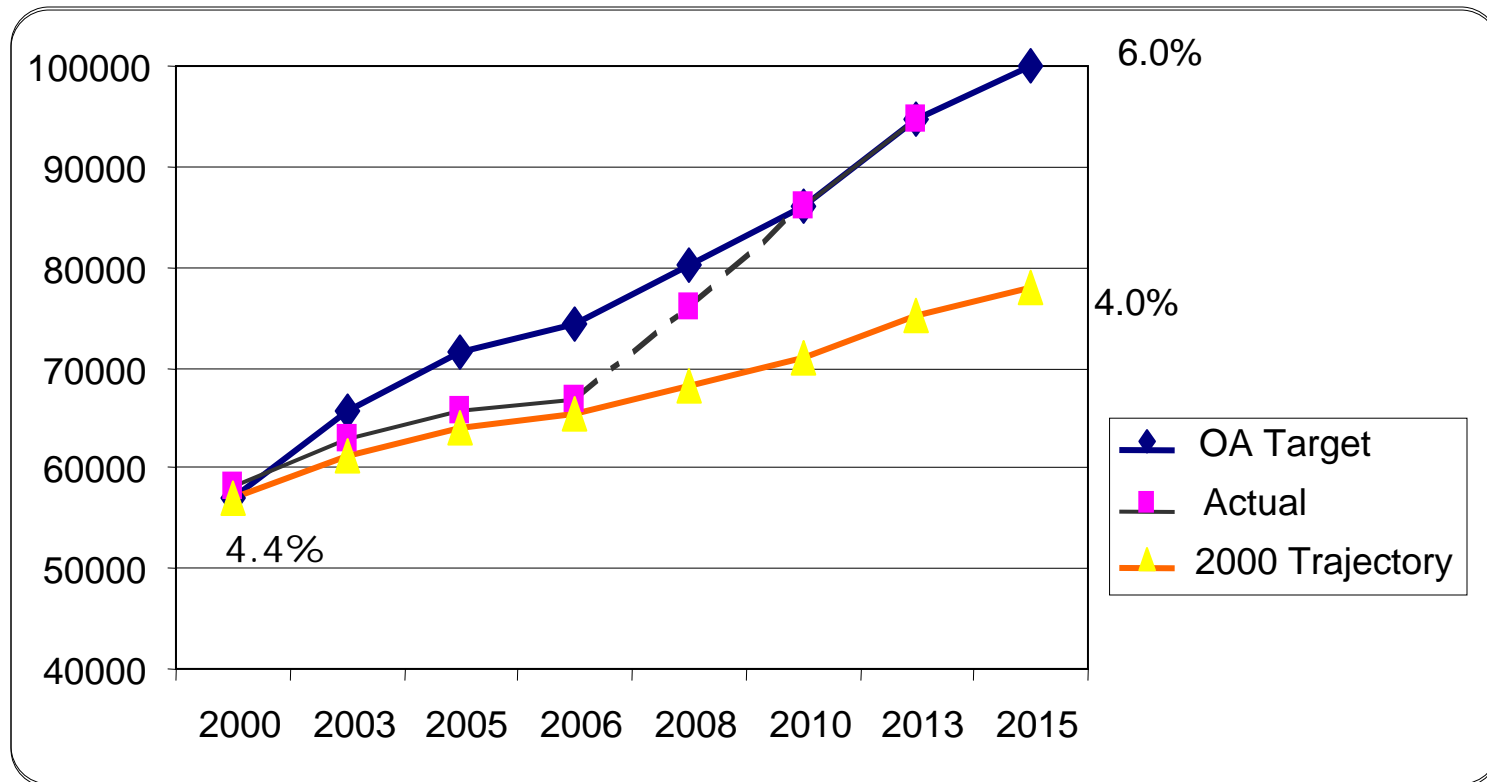
ACC Advisors

Dr. Steve Kinslow, President/CEO
Dr. Mary Hensley, VP, College Support Systems/ISD Relations
Soon Merz, Assoc VP for Effectiveness and Accountability

20,010 in 2010 Initiative



Residents in Metro Austin Enrolled in Higher Education



Source: Greater Austin Chamber, 2006

ACC Snapshot 2006/2007

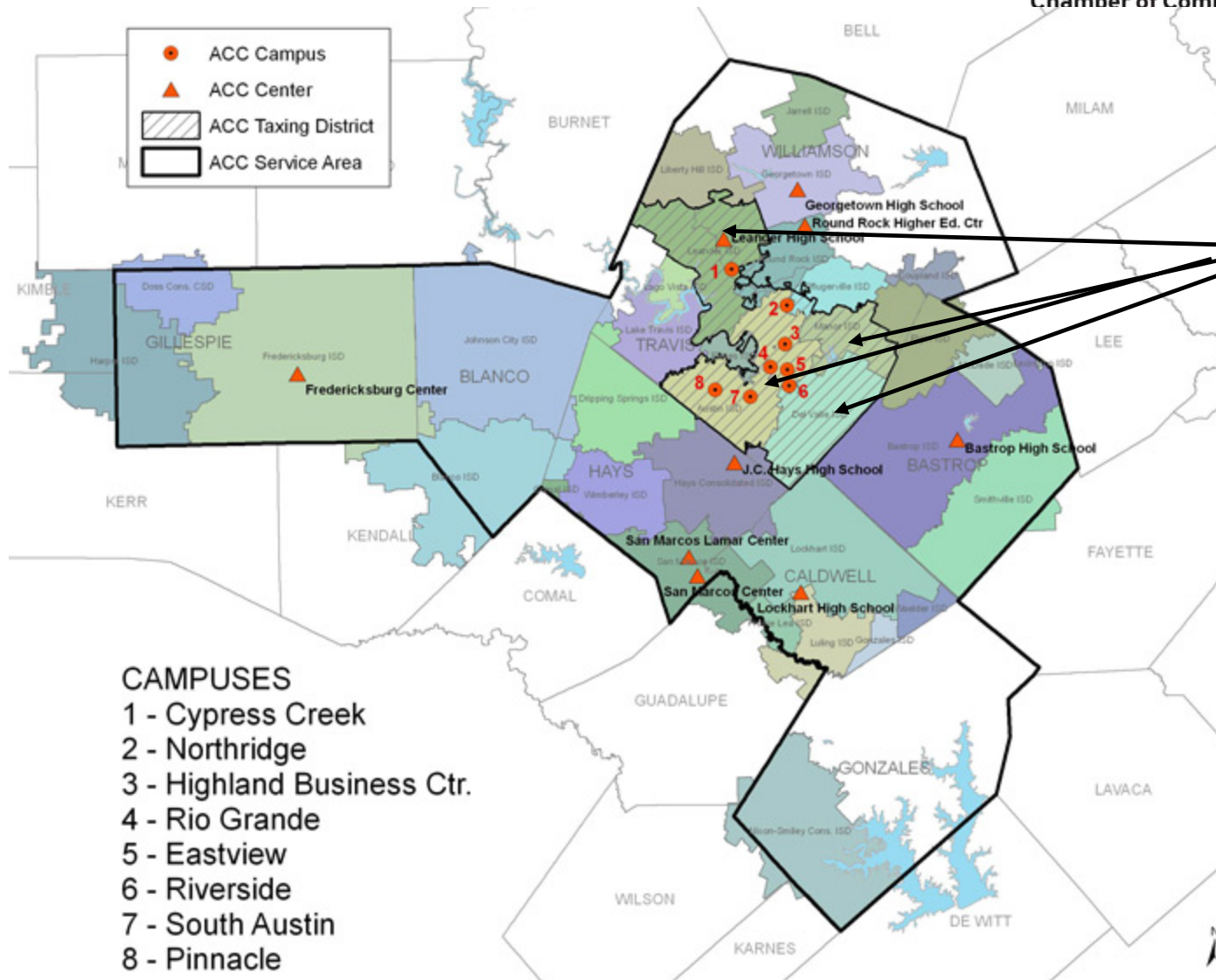


- Student Enrollment: nearly 45,000
- Student Course Load: 3/4th Part Time
- Student Contact Hrs: 80% Transfer,
20% Workforce courses
- Annual Operating Budget: \$159 million
- Only 4 of 30 school districts are fully in ACC service area are in ACC taxing district

ACC Service Area/Tax District



Austin
Chamber of Commerce



In ACC
tax base

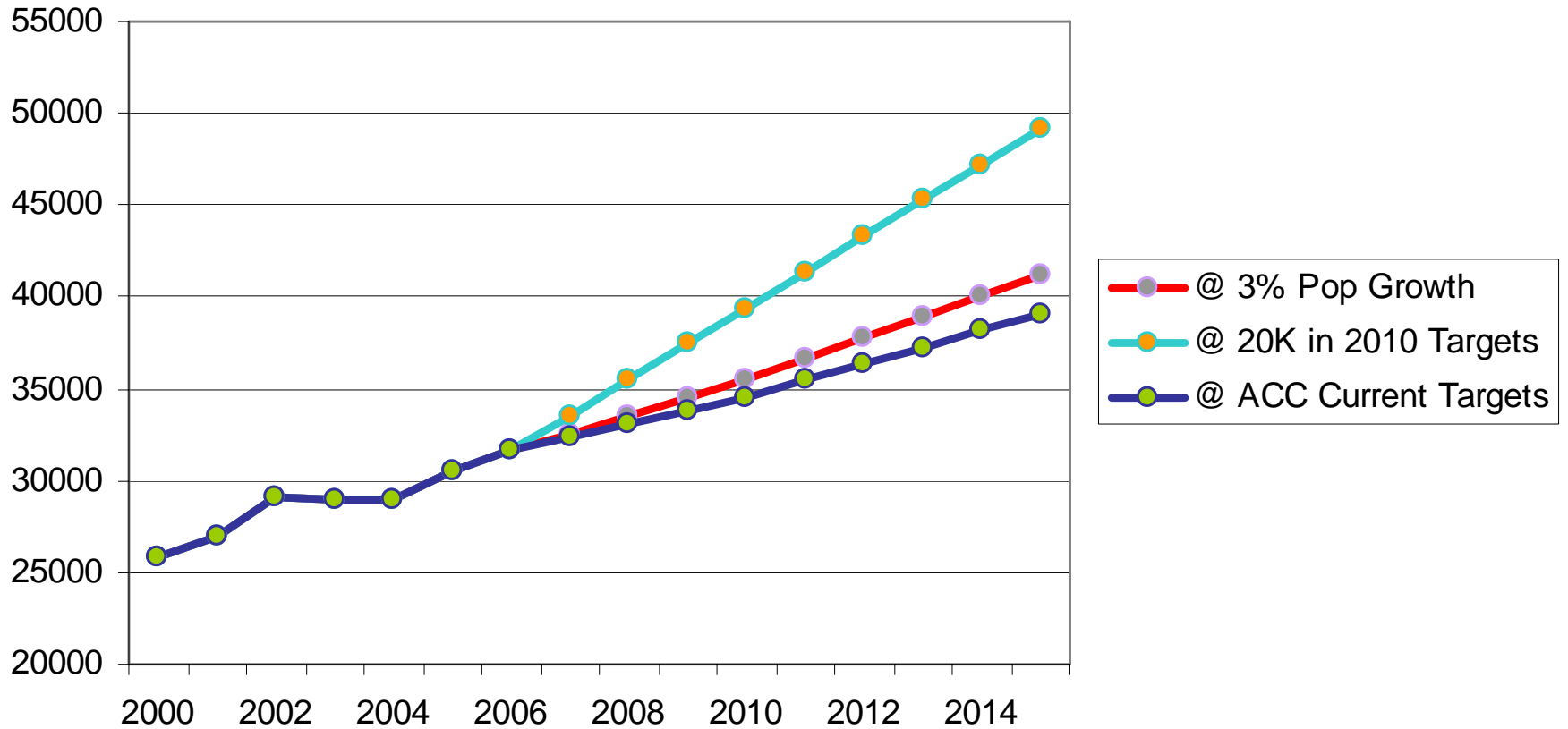
- CAMPUSES**
- 1 - Cypress Creek
 - 2 - Northridge
 - 3 - Highland Business Ctr.
 - 4 - Rio Grande
 - 5 - Eastview
 - 6 - Riverside
 - 7 - South Austin
 - 8 - Pinnacle



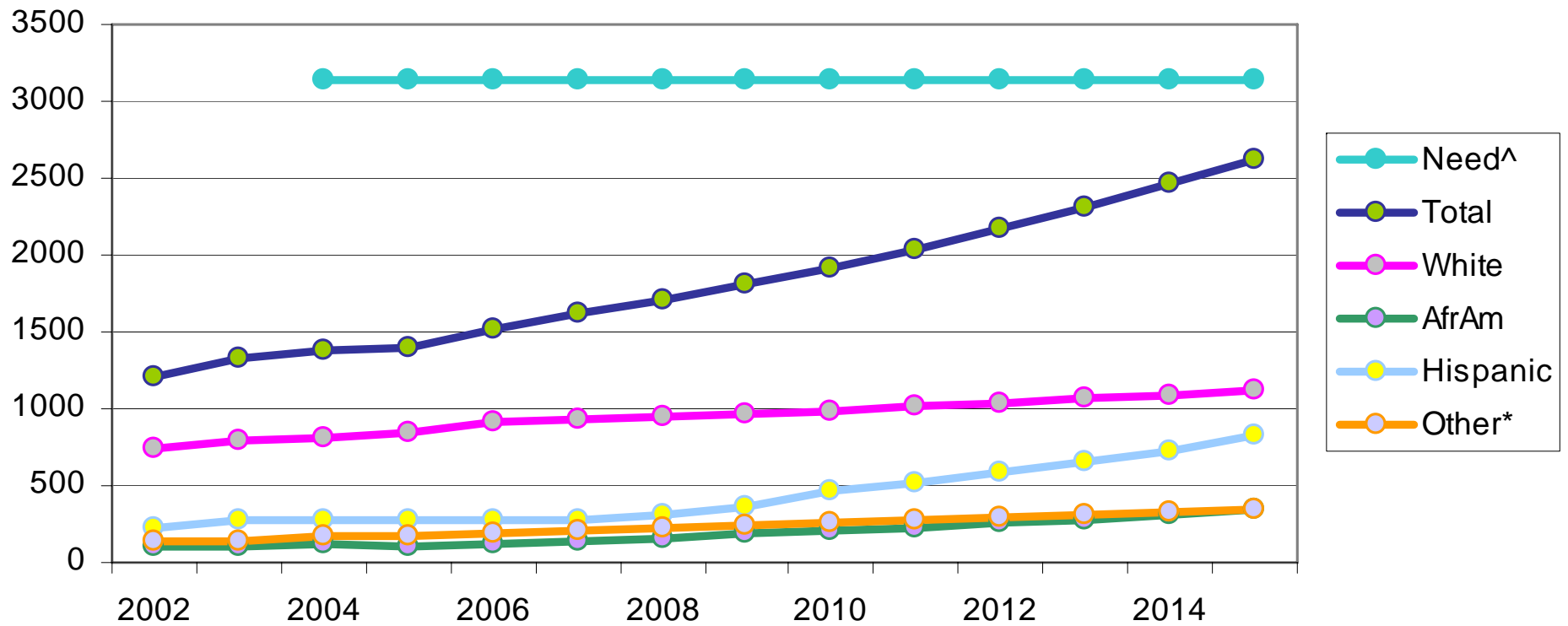
Dave Claunch,
President, Liaison Resources

Co-chair 2007 Austin Chamber Task Force on
ACC Progress Report

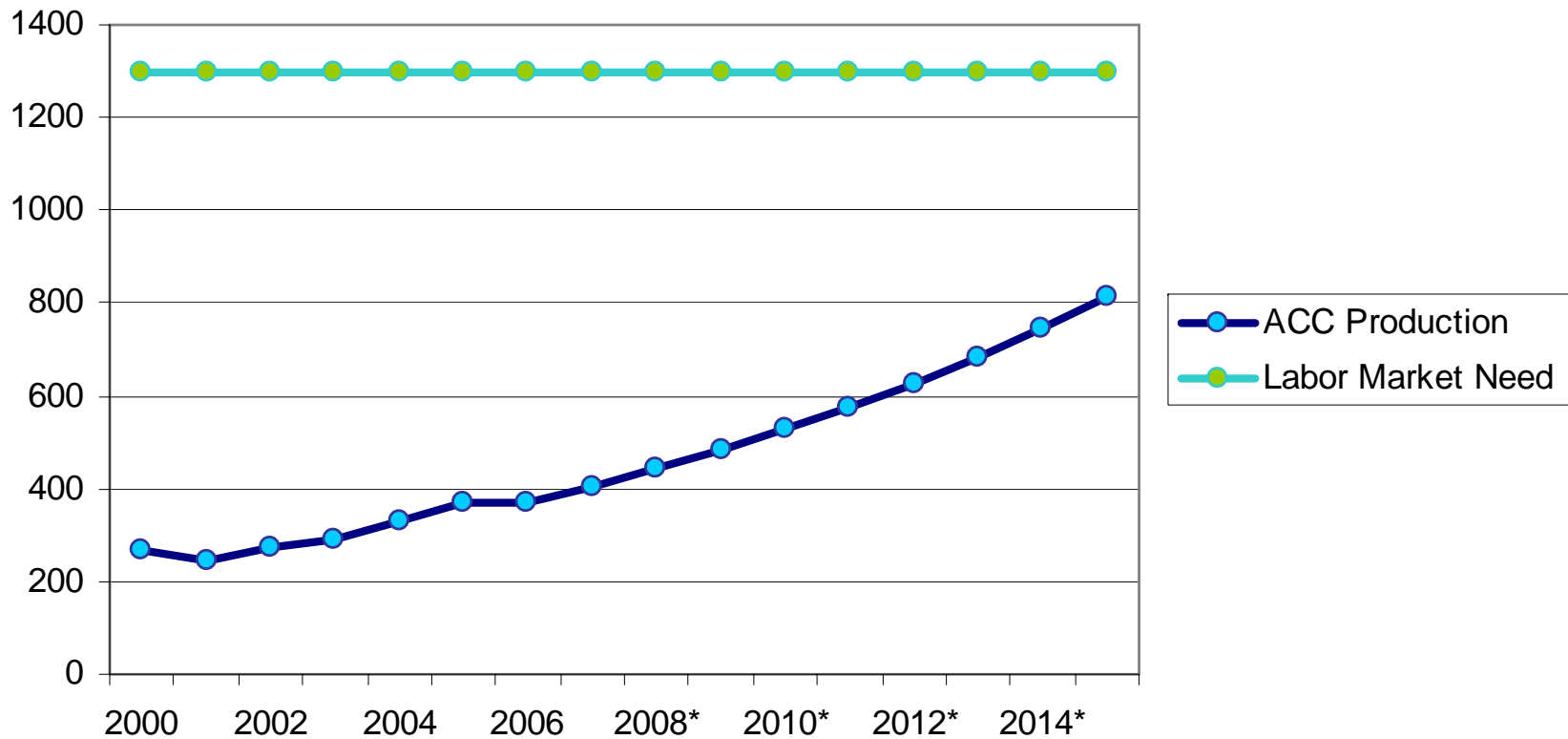
ACC enrollment in credit-bearing courses: Showing Three Growth Scenarios



Comparison of Metro Austin Projected Need for Associate's and Post-Secondary Vocational Awards with ACC actual and projected associate and certificate earners, 2002-2015



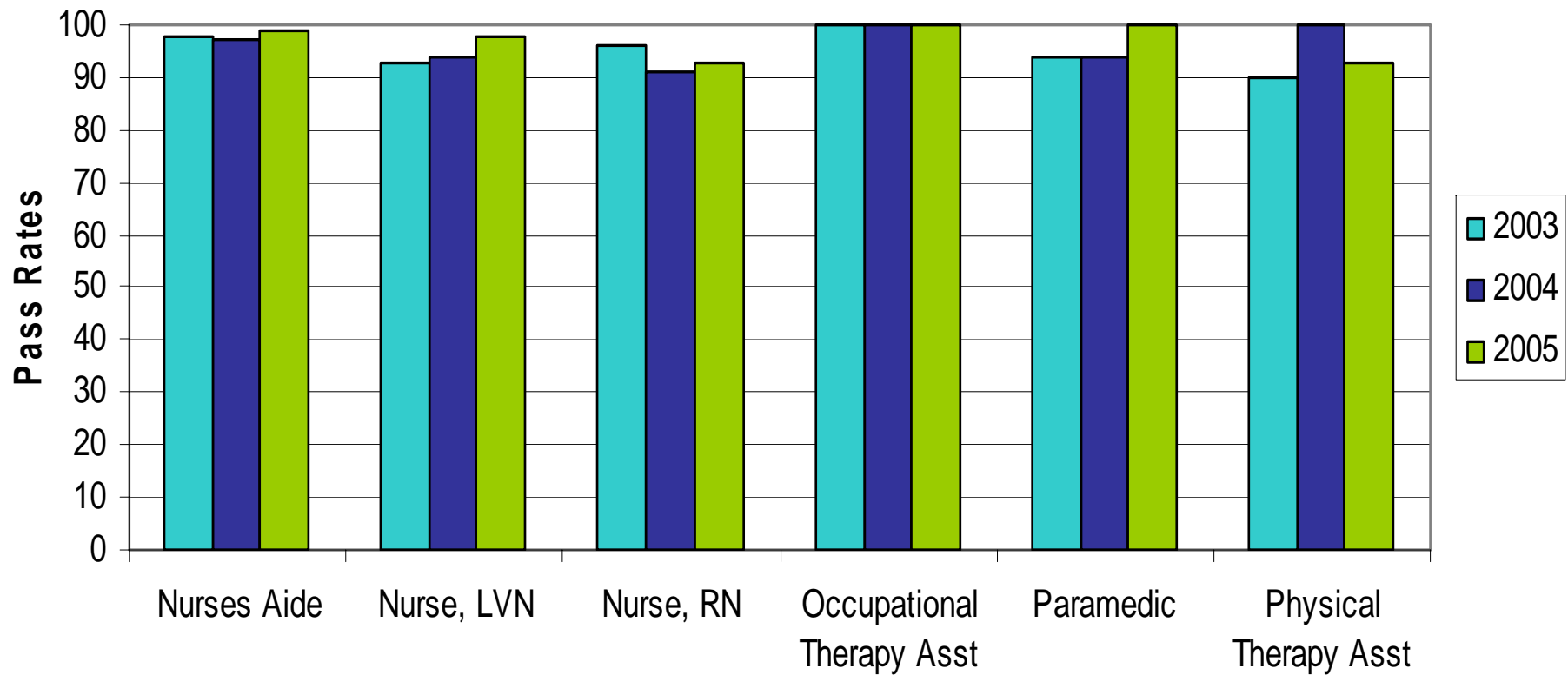
Comparison of Metro Austin Need for Nursing and Allied Health Graduates with ACC Actual and Projected Completions



2006 ACC Graduation and University Transfer Rate

- 6-Year Transfer Rate to University: 17.8%
- 6-Year Graduation Rate: 33.6%
- 4-Year Graduation Rate: 4.7%
- 3-Year Graduation Rate: 3.8%

90+% Pass Rates on Technical Licensure



Academic, Health Enrollments Up



	Fall 02	Fall 03	Fall 04	Fall 05	Fall 06	CAGR	Y/Y%
English	7473	7813	7910	8666	9226	4.30%	6.46%
Biology	2957	3491	3345	3641	3994	6.20%	9.70%
Chemistry	1351	1380	1460	1512	1587	3.27%	4.96%
Math	5955	5568	5482	5740	5989	0.11%	4.34%
Speech	1690	2011	2137	2450	2657	9.47%	8.45%
Allied Health Professions	2811	3403	3493	3776	4016	7.40%	6.36%
Biotech	40	47	35	51	46	2.83%	-9.80%
High Tech	4138	3139	2899	2831	2929	-6.68%	3.46%
Media	1797	1775	1645	1631	1692	-1.20%	3.74%
Construction	258	332	325	339	365	7.19%	7.67%
Auto Technology	309	332	364	376	392	4.87%	4.26%
Heating/AC	159	179	187	188	200	4.70%	6.38%
Total	28938	29470	29282	31201	33093	2.72%	6.06%

Recommendations



- ACC should continue its progress toward aligning institutional annual, quantitative targets with projected regional needs.
- To do so, funding challenges must be overcome.
- The Austin business community should consider supporting ACC's efforts to expand its taxing districts.
- ACC should explore additional outcome measures to help the business community measure ACC's success at preparing students for the workplace.

Next Steps



Future progress reports should explore the correlations between ACC strategies and the region's projected population growth and target-industry sectors.



2007 Austin Community College Progress Report

Forum sponsored by:



October 19, 2007